

ADAMS COUNTY

Market Trends

July 2025 Active Listings

Adams County, Colorado

Single Family + Condo/Townhouse/Apt.

Median List Price

\$525,000

↑ 0% Month over Month



Source: Realtors Property Resource® analysis based on Listings

July 2025 New Listings

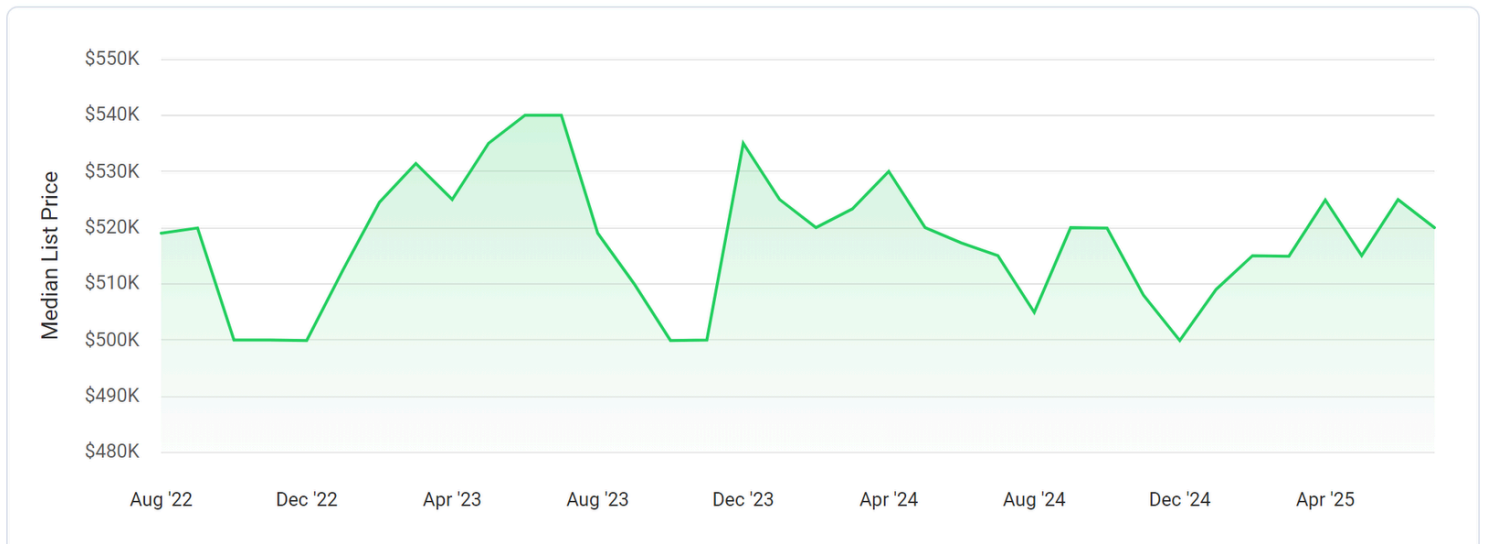
Adams County, Colorado

Single Family + Condo/Townhouse/Apt.

Median List Price

\$520,000

↓ 1% Month over Month



Source: Realtors Property Resource® analysis based on Listings

ADAMS COUNTY

July 2025 New Pending Listings

Adams County, Colorado
Single Family + Condo/Townhouse/Apt.

Median List Price
\$500,000
↓ 2% Month over Month

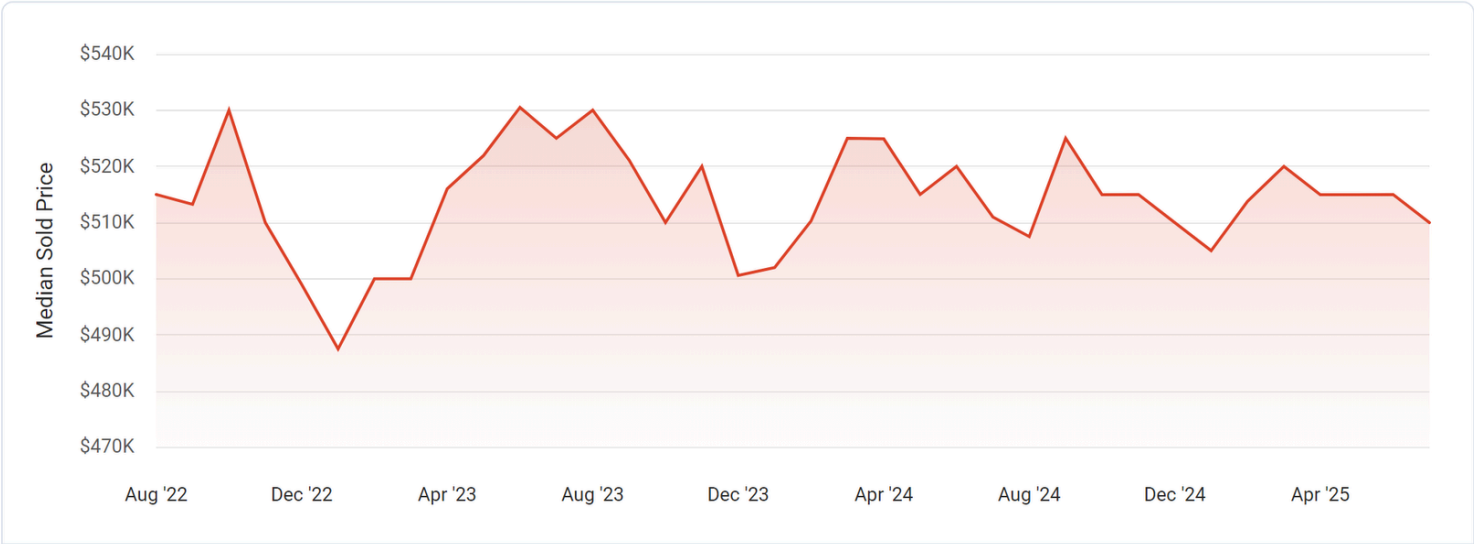


Source: Realtors Property Resource® analysis based on Listings

July 2025 Sold Listings

Adams County, Colorado
Single Family + Condo/Townhouse/Apt.

Median Sold Price
\$510,000
↓ 1% Month over Month



Source: Realtors Property Resource® analysis based on Listings

ARAPAHOE COUNTY

July 2025 Active Listings

Arapahoe County, Colorado

Single Family + Condo/Townhouse/Apt.

Median List Price

\$499,500

↓ 0.1% Month over Month



Source: Realtors Property Resource® analysis based on Listings

July 2025 New Listings

Arapahoe County, Colorado

Single Family + Condo/Townhouse/Apt.

Median List Price

\$509,950

↓ 2.9% Month over Month



Source: Realtors Property Resource® analysis based on Listings

ARAPAHOE COUNTY

July 2025 New Pending Listings

Arapahoe County, Colorado

Single Family + Condo/Townhouse/Apt.

Median List Price

\$525,000

1.9% Month over Month



Source: Realtors Property Resource® analysis based on Listings

July 2025 Sold Listings

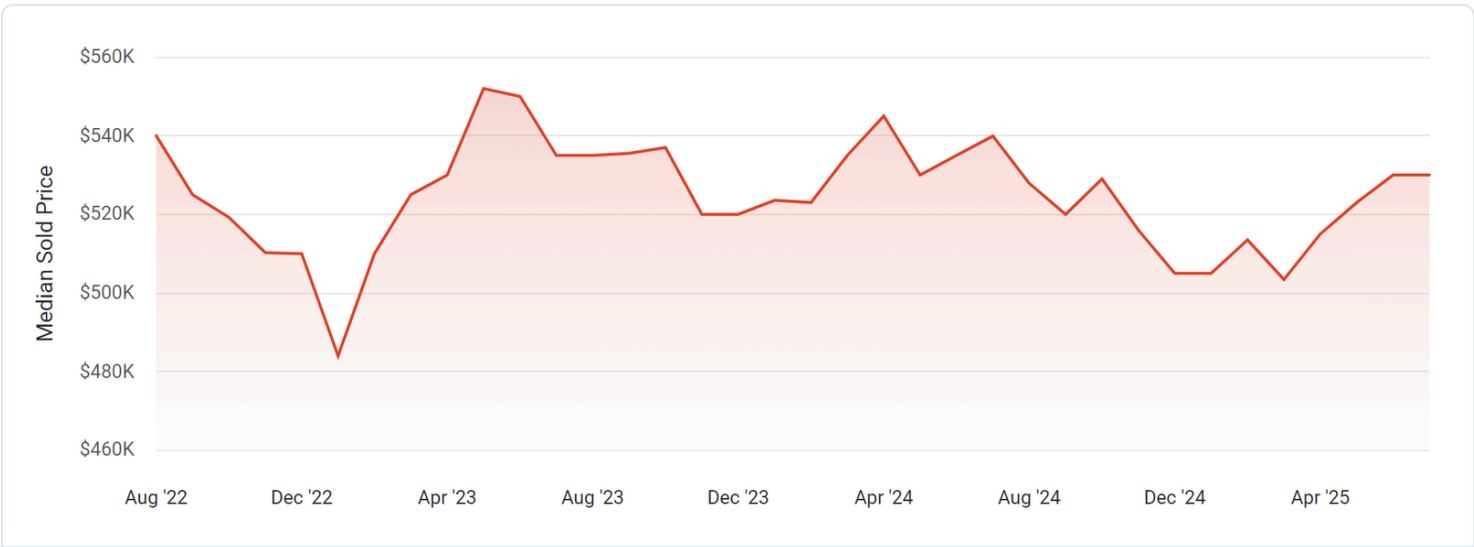
Arapahoe County, Colorado

Single Family + Condo/Townhouse/Apt.

Median Sold Price

\$530,000

0% Month over Month



Source: Realtors Property Resource® analysis based on Listings

BROOMFIELD COUNTY

July 2025 Active Listings

Broomfield County, Colorado

Single Family + Condo/Townhouse/Apt.

Median List Price

\$649,995

↑ 0% Month over Month



Source: Realtors Property Resource® analysis based on Listings

July 2025 New Listings

Broomfield County, Colorado

Single Family + Condo/Townhouse/Apt.

Median List Price

\$670,000

↑ 1.5% Month over Month



Source: Realtors Property Resource® analysis based on Listings

BROOMFIELD COUNTY

Market Trends

July 2025 New Pending Listings

Broomfield County, Colorado

Single Family + Condo/Townhouse/Apt.

Median List Price

\$619,450

↑ 3.2% Month over Month



Source: Realtors Property Resource® analysis based on Listings

July 2025 Sold Listings

Broomfield County, Colorado

Single Family + Condo/Townhouse/Apt.

Median Sold Price

\$620,000

↓ 3.9% Month over Month



Source: Realtors Property Resource® analysis based on Listings

DENVER COUNTY

Market Trends

July 2025 Active Listings

Denver County, Colorado

Single Family + Condo/Townhouse/Apt.

Median List Price

\$579,450

↑ 0.8% Month over Month



Source: Realtors Property Resource® analysis based on Listings

July 2025 New Listings

Denver County, Colorado

Single Family + Condo/Townhouse/Apt.

Median List Price

\$599,000

↓ 2.6% Month over Month



Source: Realtors Property Resource® analysis based on Listings

DENVER COUNTY

Market Trends

July 2025 New Pending Listings

Denver County, Colorado

Single Family + Condo/Townhouse/Apt.

Median List Price

\$574,999

↓ 3.4% Month over Month



Source: Realtors Property Resource® analysis based on Listings

July 2025 Sold Listings

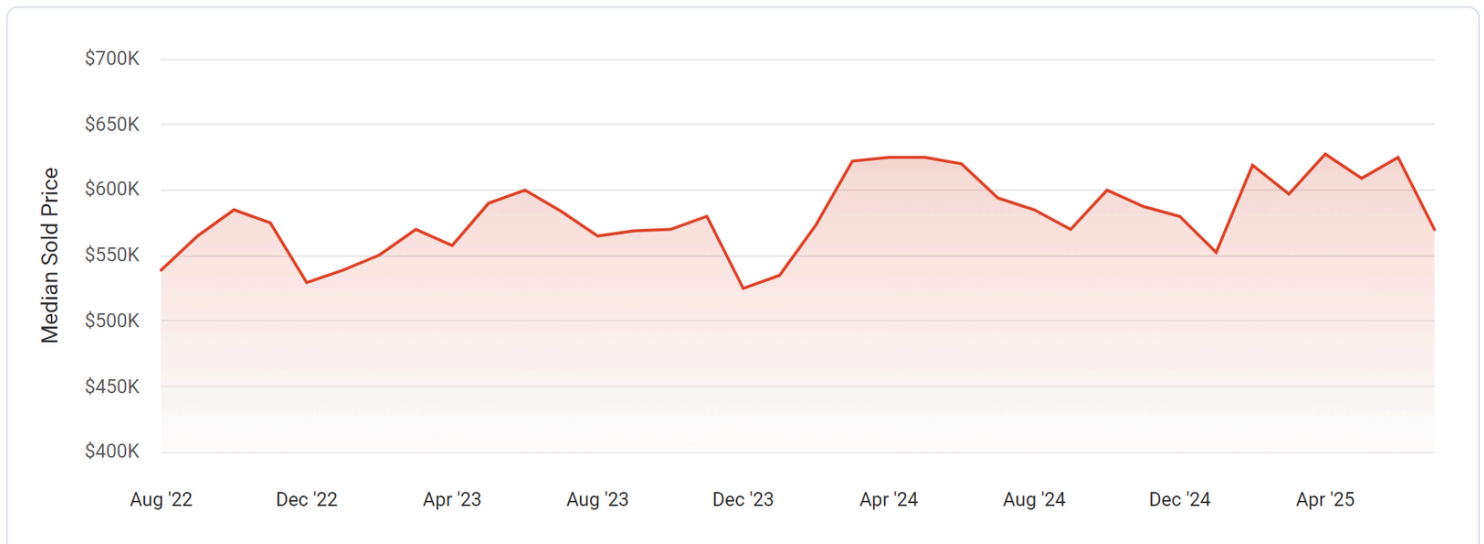
Denver County, Colorado

Single Family + Condo/Townhouse/Apt.

Median Sold Price

\$570,000

↓ 8.8% Month over Month



Source: Realtors Property Resource® analysis based on Listings

July 2025 Active Listings

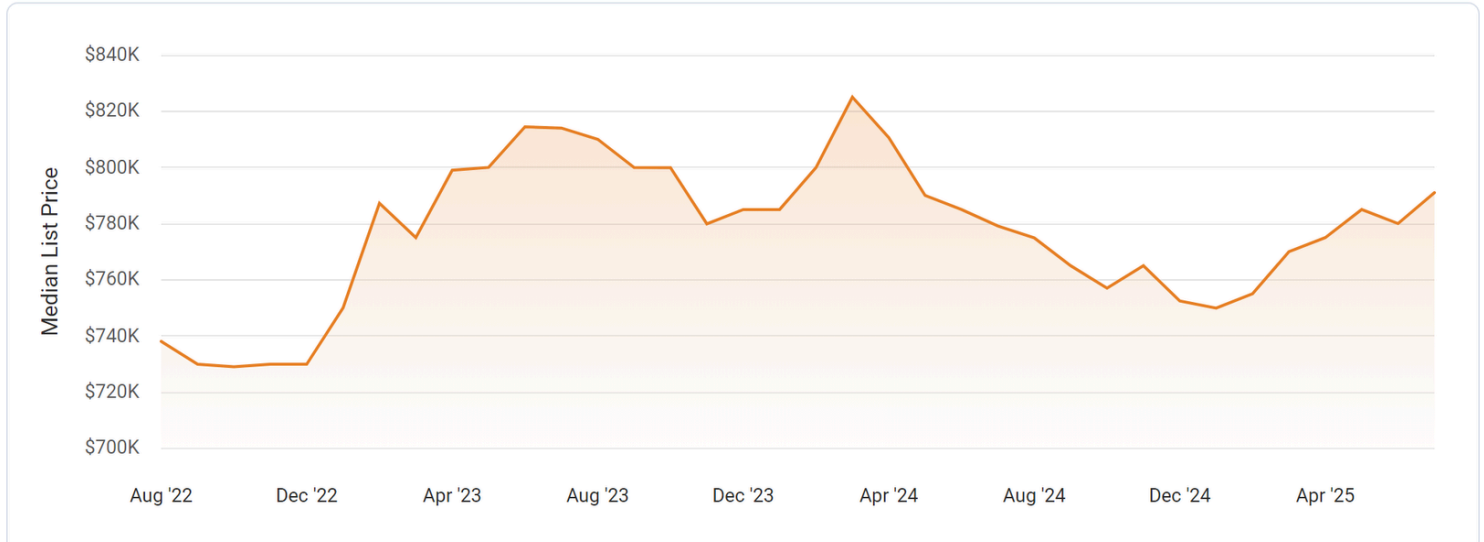
Douglas County, Colorado

Single Family + Condo/Townhouse/Apt.

Median List Price

\$791,000

↑ 1.4% Month over Month



Source: Realtors Property Resource® analysis based on Listings

July 2025 New Listings

Douglas County, Colorado

Single Family + Condo/Townhouse/Apt.

Median List Price

\$747,000

↓ 0.4% Month over Month



Source: Realtors Property Resource® analysis based on Listings

July 2025 New Pending Listings

Douglas County, Colorado

Single Family + Condo/Townhouse/Apt.

Median List Price

\$715,000

↓ 2.1% Month over Month



Source: Realtors Property Resource® analysis based on Listings

July 2025 Sold Listings

Douglas County, Colorado

Single Family + Condo/Townhouse/Apt.

Median Sold Price

\$717,450

↓ 1.7% Month over Month



Source: Realtors Property Resource® analysis based on Listings

ELBERT COUNTY

Market Trends

July 2025 Active Listings

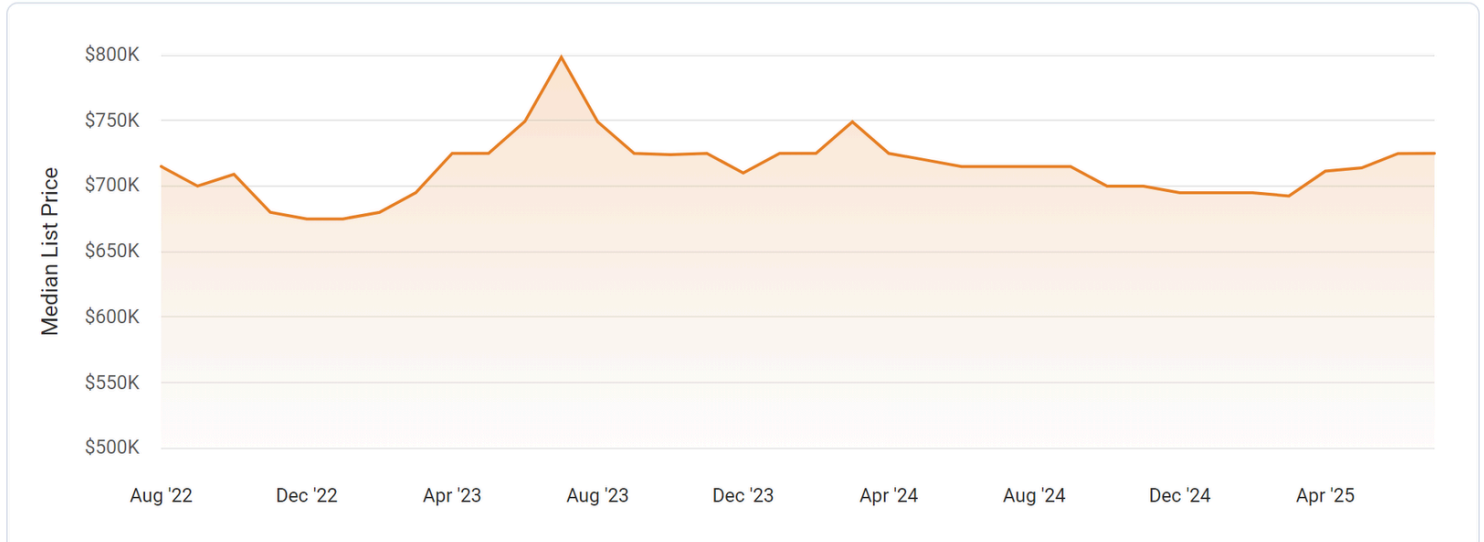
Elbert County, Colorado

Single Family + Condo/Townhouse/Apt.

Median List Price

\$725,000

↑ 0% Month over Month



Source: Realtors Property Resource® analysis based on Listings

July 2025 New Listings

Elbert County, Colorado

Single Family + Condo/Townhouse/Apt.

Median List Price

\$758,050

↑ 6.6% Month over Month



Source: Realtors Property Resource® analysis based on Listings

July 2025 New Pending Listings

Elbert County, Colorado

Single Family + Condo/Townhouse/Apt.

Median List Price

\$697,000

↑ 7.2% Month over Month



Source: Realtors Property Resource® analysis based on Listings

July 2025 Sold Listings

Elbert County, Colorado

Single Family + Condo/Townhouse/Apt.

Median Sold Price

\$665,000

↓ 2.2% Month over Month



Source: Realtors Property Resource® analysis based on Listings

July 2025 Active Listings

Jefferson County, Colorado

Single Family + Condo/Townhouse/Apt.

Median List Price

\$675,000

0% Month over Month



Source: Realtors Property Resource® analysis based on Listings

July 2025 New Listings

Jefferson County, Colorado

Single Family + Condo/Townhouse/Apt.

Median List Price

\$650,000

3.7% Month over Month



Source: Realtors Property Resource® analysis based on Listings

JEFFERSON COUNTY

July 2025 New Pending Listings

Jefferson County, Colorado
Single Family + Condo/Townhouse/Apt.

Median List Price
\$649,900
↑ 1.5% Month over Month



Source: Realtors Property Resource® analysis based on Listings

July 2025 Sold Listings

Jefferson County, Colorado
Single Family + Condo/Townhouse/Apt.

Median Sold Price
\$631,000
↓ 3.7% Month over Month



Source: Realtors Property Resource® analysis based on Listings